

2012 WATER QUALITY REPORT
MANASQUAN WATER SUPPLY SYSTEM

PWSID 1352005

A division of the New Jersey Water Supply Authority, serving the customer communities of BRIELLE, SEA GIRT, SPRING LAKE, SPRING LAKE HEIGHTS AND WALL TOWNSHIP

The Manasquan Water Treatment Plant, located on Hospital Road in the Allenwood section of Wall Township, is owned by the Southeast Monmouth Municipal Utilities Authority and is operated by the New Jersey Water Supply Authority. The Manasquan Water Treatment Plant provides an average of 60% of the water used by the residents of the above customer communities. Raw water for this facility is taken from the MANASQUAN RIVER in Wall Township and the MANASQUAN RESERVOIR in Howell Township. The Manasquan Water Supply System also provides raw water to New Jersey American Water, for treatment and distribution to other communities in Monmouth and Ocean Counties.

The water produced by the Manasquan Water Treatment Plant is monitored for a large number of contaminants. The contaminants, which have been detected in monitoring from January 1st, 2011 through December 31st, 2011, are listed in the **TEST RESULTS** table below.

For the complete monitoring schedule or for further information about this report, you can contact Operations Supervisor Donald Leroy or System Manager Paul McKeon at the Manasquan Water Supply System. Telephone - 1-732-974-8383; Fax - 1-732-974-8607 or E-mail – dleroy@njwsa.org or pmckeon@njwsa.org.

This report is available at <http://www.njwsa.org/mwssccr.pdf>

Some people may be more vulnerable to contaminants in drinking water than the general population. Immuno-compromised persons such as persons with cancer undergoing chemotherapy, persons who have undergone organ transplants, people with HIV/AIDS or other immune system disorders, some elderly, and infants can be particularly at risk from infections. These people should seek advice about drinking water from their health care providers. EPA/ CDC guidelines on appropriate means to lessen the risk of infection by Cryptosporidium and other microbial contaminants are available from the Safe Drinking Water Hotline (1-800-426-4791).

TEST RESULTS TABLE

CONTAMINANT	HIGHEST LEVEL DETECTED	RANGE DETECTED	UNIT OF MEASUREMENT	MCLG	MCL	LIKELY SOURCE OF CONTAMINATION	VIOLATION
MICROBIOLOGICAL CONTAMINANTS							
TOTAL COLIFORM BACTERIA	1 POSITIVE MONTHLY SAMPLE IN OCTOBER 2011 OUT OF 490 SAMPLES TESTED IN YEAR 2011	0-1	%	0	5% OF SAMPLES POSITIVE	NATURALLY PRESENT IN THE ENVIRONMENT	NO
TOTAL ORGANIC CARBON (TOC)	ANNUAL AVERAGE REMOVAL 54.7	MONTHLY SAMPLES	%	N/A	TT AVERAGE RAW WATER TOC 35% TO 50% REQUIRED REMOVAL MINIMUM BASED ON RUNNING ANNUAL AVERAGE	NATURALLY PRESENT IN THE ENVIRONMENT	NO
	MINIMUM REMOVAL 34.0	34.0-64.7	%	N/A			
TURBIDITY FILTERED WATER	0.66	0.02-0.66	NTU	N/A	> 1 NTU	SOIL RUNOFF	NO
	99.95% of samples were <0.3NTU	0.02-0.66	%	N/A	TT = 95 % OF MONTHLY SAMPLES < 0.3 NTU	SOIL RUNOFF	NO
RADIOACTIVE CONTAMINANTS (RESULTS BASED ON DATA FROM 2011)							
GROSS ALPHA EMITTERS	0.96	048 – 1.25	pCi/L	0	15	EROSION OF NATURAL DEPOSITS	NO
RADIUM 228	<1	ND – 0.18	pCi/L	0	5	EROSION OF NATURAL DEPOSITS	NO
INORGANIC CONTAMINANTS							
BARIUM	0.035	0.034 – 0.037	PPM	2	2	DISCHARGE OF DRILLING WASTES; EROSION OF NATURAL DEPOSITS; DISCHARGE FROM METAL REFINERIES AND FERTILIZER FACTORIES	NO
FLUORIDE	0.18	0.18	PPM	4	4		
INORGANIC CONTAMINANTS							

TEST RESULTS TABLE							
CONTAMINANT	HIGHEST LEVEL DETECTED	RANGE DETECTED	UNIT OF MEASUREMENT	MCLG	MCL	LIKELY SOURCE OF CONTAMINATION	VIOLATION
NITRATE	0.44	0.44	Mg/l	10	10	RUNOFF FROM FERTILIZER USE; INDUSTRIAL AND DOMESTIC WASTE WATER DISCHARGES; EROSION OF NATURAL DEPOSITS	No

TEST RESULTS TABLE							
DISINFECTANT/DISINFECTANT BY-PRODUCTS (BASED ON A RUNNING ANNUAL AVERAGE IN THE DISTRIBUTION SYSTEM)							
CHLORINE	0.95	0.69 – 2.24	PPM	4 MRDL GOAL	4 MRDL	WATER ADDITIVE USED TO CONTROL MICROBES	NO
TTHM (TOTAL TRIHALOMETHANES)	HIGHEST AVG.	2.6-24.5	PPB	N/A	QUARTERLY SITE SAMPLING 80	BY-PRODUCTS OF DRINKING WATER CHLORINATION	NO
	18.9						
HAA5 (HALOACETIC ACIDS)	HIGHEST AVG.	0-3.3	PPB	N/A	QUARTERLY SITE SAMPLING 60	BY-PRODUCT OF DRINKING WATER CHLORINATION	NO
	1.3						

MONITORING WAIVERS

The Safe Drinking Water Act regulations allow *monitoring waivers* to reduce or eliminate the monitoring requirements for asbestos, volatile organic chemicals, and synthetic organic chemicals. The NJDEP conducted monitoring of synthetic organic chemicals (SOC) during 2006 that included sampling during storm and base flow conditions at our surface water intake. The official sample analysis was received from the NJDEP in May 2008 and as part of this notification, the NJDEP authorized a waiver for the 2005 – 2007 SOC compliance period as well as the 2008 –2010 compliance period. A waiver for the 2011 – 2013 period has been applied for. A monitoring waiver for asbestos was applied for the compliance cycle 2011 - 2019.

SECONDARY CONTAMINANTS / WATER QUALITY PARAMETERS

CONTAMINANT OR PARAMETER	AVERAGE LEVEL DETECTED	UNIT OF MEASUREMENT	MCL (RUL)	LIKELY SOURCE OF CONTAMINATION
IRON	<0.150	Mg/L	0.3	EROSION OF NATURAL DEPOSITS;
MAGANESE	<0.0005	Mg/L	0.05	EROSION OF NATURAL DEPOSITS;
HARDNESS	62.4	Mg/L	50 – 250	N/A
SODIUM	23.7	Mg/L	50	EROSION OF NATURAL DEPOSITS; ROADWAY ICE AND SNOW CONTROL
ZINC	0.385	Mg/L	5	CORROSION CONTROL ADDITIVE USED IN WATER TREATMENT ZINC - ORTHOPHOSPHATE

The table above provides information that is useful for certain home and industrial applications. Information on the hardness of water in “grains per gallon” can improve the function of dishwashers, cooling equipment, and other process applications. To convert the hardness value into grains per gallon, divide the hardness value shown in the table in milligrams per liter by 17.

DEFINITIONS

In the preceding **Test Results** table you will find terms and abbreviations you might not be familiar with. To help you better understand these terms we've provided the following definitions:

Non-Detects (ND) - laboratory analysis indicates that the constituent is not detectable above the minimum detection level for that analysis method.

Parts per million (ppm) or Milligrams per liter (mg/l) - one part per million corresponds to one minute in two years or a single penny in \$10,000.

Parts per billion (ppb) or Micrograms per liter - one part per billion corresponds to one minute in 2,000 years, or a single penny in \$10,000,000.

Picocuries per liter (pCi/L) - picocuries per liter is a measure of the radioactivity in water.

Nephelometric Turbidity Unit (NTU) - nephelometric turbidity unit is a measure of the clarity of water. Turbidity in excess of 5 NTU is just noticeable to the average person.

Treatment Technique (TT) - A treatment technique is a required process intended to reduce the level of a contaminant in drinking water.

Action Level - The concentration of a contaminant, which, if exceeded, triggers treatment or other requirements, which a water system must follow.

Maximum Contaminant Level (MCL) - The highest level of a contaminant that is allowed in drinking water. MCLs are set as close to the MCLGs as feasible using the best available treatment technology.

Maximum Contaminant Level Goal (MCLG) - The level of a contaminant below which there is no known or expected risk to health. MCLGs allow for a margin of safety.

Maximum Residual Disinfectant Level (MRDL) - The highest level of a disinfectant allowed in drinking

water. There is convincing evidence that addition of a disinfectant is necessary for control of microbial contaminants.

Maximum Residual Disinfectant Level Goal (MRDLG) - The level of a drinking water disinfectant below which there is no known or expected risk to health. MRDLGs do not reflect the benefits of the use of disinfectants to control microbial contaminants.

Total Organic Carbon - Total Organic Carbon has no health effects. However, total organic carbon provides a medium for the formation of *Disinfection By-products*. The *Treatment Technique* for total organic carbon requires that 35% to 45% of the total organic carbon in the raw water is removed through the treatment processes.

Turbidity - Turbidity has no health effects. However, turbidity can interfere with disinfection and provide a medium for microbial growth. Turbidity is measured as an indication of the effectiveness of the filtration process. The *Treatment Technique* for turbidity requires that no individual sample exceeds 1 NTU and 95% of the samples collected during a month must be less than 0.3 NTU.

TTHM - Total Trihalomethanes are carcinogenic compounds created when Chlorine is added to water as a disinfectant. The *MCL* for TTHM's requires that the average of four quarterly samples at any individual sampling location does not exceed 80 *parts per billion*.

Secondary Contaminant - Substances that do not have an impact on health. Secondary Contaminants affect aesthetic qualities such as odor, taste or appearance. Secondary standards are recommendations, not mandates.

Recommended Upper Limit (RUL) – Recommended maximum concentration of secondary contaminants. These reflect aesthetic qualities such as odor, taste or appearance. RULs are recommendations, not mandates.

Disinfection By-products - These compounds are by-products of the addition of chlorine or ozone employed in the disinfection of drinking water. These compounds are confirmed or suspected carcinogens for which *MCLs* have been set.

HAA5 - Haloacetic Acids are compounds created when Chlorine is added to water as a disinfectant. The *MCL* for HAA5's requires that the average of four quarterly samples at any individual sampling location does not exceed 60 *parts per billion*.

Monitoring Waiver - Permission from NJDEP or EPA to reduce or eliminate sampling for specific contaminants.

SPECIAL HEALTH CONCERNS

Special considerations regarding children, pregnant women, nursing mothers, and others:

Children may receive a slightly higher amount of a contaminant present in the water than do adults, on a body weight basis, because they may drink a greater amount of water per pound of body weight than do adults. For this reason, reproductive or developmental effects are used for calculating a drinking water standard if these effects occur at lower levels than other health effects of concern. If there is insufficient toxicity information for a chemical (for example, lack of data on reproductive or developmental effects), an extra uncertainty factor may be incorporated into the calculation of the drinking water standard, thus making the standard more stringent, to account for additional uncertainties regarding these effects. In the cases of lead and nitrate, effects on infants and children are the health endpoints upon which the standards are based.

Nitrate in drinking water at levels above 10 ppm is a health risk for infants of less than six months of age. High nitrate levels in drinking water can cause blue baby syndrome. Nitrate levels may rise quickly for short periods of time because of rainfall or agricultural activity. If you are caring for an infant you should ask advice from your health care provider.

Lead in Drinking Water

If present, elevated levels of lead can cause serious health problems, especially for pregnant women and young children. Lead in drinking water is primarily from materials and components associated with service lines and home plumbing. New Jersey Water Supply Authority – Manasquan Water Treatment Plant is responsible for providing high quality drinking water, but cannot control the variety of materials used in plumbing components. When your water has been sitting for several hours, you can minimize the potential for lead exposure by flushing your tap for 30 seconds to 2 minutes before using water for drinking or cooking. If you are concerned about lead in your water, you may wish to have your water tested. Information on lead in drinking water, testing methods, and steps you can take to minimize exposure is available from the Safe Drinking Water Hotline or at <http://www.epa.gov/safewater/lead>.

Please note that the New Jersey Water Supply Authority is not responsible for lead testing within the customer communities. Consult the Consumer Confidence Report of your community water system for lead results.

Cryptosporidium

Cryptosporidium is a microbial pathogen found in surface water throughout the U.S. Cryptosporidium is usually removed through the filtration process and inactivated by other treatment processes such as ozonation. In order to check for the presence of Cryptosporidium, USEPA issued the Long Term 2 Enhanced Surface Water Treatment Rule in January 2006. As part of this rule, the Manasquan System began monthly sampling and testing for Cryptosporidium in April 2008 and this testing continued through its completion in March 2010. The sample results did not show any presence of Cryptosporidium.

All sources of drinking water are subject to potential contamination by substances that are naturally occurring or man made. These substances can be microbes, inorganic or organic chemicals and radioactive substances. All drinking water, including bottled water, may reasonably be expected to contain at least small amounts of some contaminants. The presence of contaminants does not necessarily indicate that the water poses a health risk. More information about contaminants and potential health effects can be obtained by calling the Environmental Protection Agency's Safe Drinking Water Hotline at 1-800-426-4791.

The sources of drinking water (both tap water and bottled water) include rivers, lakes, streams, ponds, reservoirs, springs and wells. As water travels over the surface of the land or through the ground, it dissolves naturally occurring minerals and, in some cases, radioactive material, and can pick up substances resulting from the presence of animals or human activity.

Contaminants that may be present in source water include:

- Microbial contaminants, such as viruses and bacteria, which may come from sewage treatment plants, septic systems, agricultural livestock operations and wildlife.
- Inorganic contaminants, such as salts and metals, which can be naturally-occurring or result from urban stormwater run-off, industrial or domestic wastewater discharges, oil and gas production, mining or farming.
- Pesticides and herbicides, which may come from a variety of sources such as agriculture, urban stormwater run-off and residential uses.
- Organic chemical contaminants, including synthetic and volatile organic chemicals, which are by-products of industrial processes and petroleum production and can also, come from gas stations, urban stormwater run-off and septic systems.
- Radioactive contaminants, which can be naturally occurring or be the result of oil and gas production and mining activities.

In order to ensure that tap water is safe to drink, the EPA prescribes regulations (MCL's) which limit the amounts of certain contaminants in water provided by public water systems. Further information about EPA safe drinking water regulations can be obtained over the Internet at EPA's drinking water website, <http://www.epa.gov/safewater>. Food and Drug Administration regulations establish limits for contaminants in bottled water, which must provide the same protection for public health.

The New Jersey Department of Environmental Protection (NJDEP) has completed Source Water Assessment Reports and Summaries for all the public water systems in New Jersey. A summary of the report for NJWSA/Manasquan is included below. A complete copy of the Source Water Assessment Report with appendices and a four-page summary are available on-line at the NJWSA website: <http://www.njwsa.org/mwssrpt.pdf>. Further information on the Source Water Assessment Program can be obtained by logging onto NJDEP's source water web site at <http://www.state.nj.us/dep/swap> or by contacting NJDEP's Bureau of Safe Drinking Water at 609-292-5550. You may also contact the Manasquan Water Supply System at 732-974-8383.

The New Jersey Department of Environmental Protection issues an individual Public Water System Identification Number (PWSID) to each water supply facility. The PWSID for the NJWSA/Manasquan Water Treatment Plant is **1352005**. You can use this PWSID number to assist you in obtaining local drinking water quality information on the Internet at the USEPA website at <http://www.epa.gov/safewater/dwinfo/nj.htm> or at the NJDEP Bureau of Safe Drinking Water website at <http://www.state.nj.us/dep/watersupply/waterwatch/>

Interested individuals may participate in discussions of the operation of the Manasquan Water Supply System by attending the regular monthly meetings of the New Jersey Water Supply Authority or Southeast Monmouth Municipal Utilities Authority.

- New Jersey Water Supply Authority: first working Monday of each month at the NJWSA headquarters, 1851 Route 31, Clinton, NJ 08809. Call 1-908-638-6121 for details. Information on the New Jersey Water Supply Authority can also be obtained over the Internet at <http://www.njwsa.org>.
- Southeast Monmouth Municipal Utilities Authority: first Thursday of each month in the Main Meeting Room, First Floor, Wall Township Municipal Complex, 2700 Allaire Road, Wall, NJ 07719. Call 1-732-449-8444 for specific meeting dates and times or e-mail phienle@townshipofwall.com.

NJ Water Supply Authority - Manasquan System



Source Water Assessment Summary

A State Review of Potential Contamination Sources Near Your Drinking Water

The Department of Environmental Protection (DEP) has conducted an assessment of the water sources that supply each public water system in the state, including yours. The goal of this assessment was to measure each system's susceptibility to contamination, not actual (if any) contamination measured in a water supply system.

The assessment of your water system, the *NJ Water Supply Authority - Manasquan System*, involved:

- Identifying the area (known as the source water assessment area) that supplies water to your public drinking water system;
- Inventorying any significant potential sources of contamination in the area; and
- Analyzing how susceptible the drinking water source is to the potential sources of contamination.

DEP evaluated the susceptibility of all public water systems to eight categories of contaminants. These contaminant categories are explained, along with a summary of the results for your water system, on page 3. Page 4 contains a map of your water system's source water assessment area.

A public water system's susceptibility rating (L for low, M for medium or H for high) is a combination of two factors. H, M, and L ratings are based on the potential for a contaminant to be at or above 50% of the Drinking Water Standard or MCL (H), between 10 and 50% of the standard (M) and less than 10% of the standard (L).

- How "sensitive" the water supply is to contamination. For example, a shallow well or surface water source, like a reservoir, would be more exposed to contamination from the surface or above ground than a very deep well.
- How frequently a contaminant is used or exists near the source. This is known as "intensity of use." For example, the types of activities (such as industry or agriculture) surrounding the source.

The susceptibility rating does not tell you if the water source is actually contaminated. The Consumer Confidence Report annually issued by your water utility contains important information on the results of your drinking water quality tests, as required by the federal Safe Drinking Water Act.

Where does drinking water come from?

There are two basic sources of drinking water: ground water and surface water.

Ground water is water found beneath the Earth's surface. Ground water comes from rain and snow seeping into rock and soil. Ground water is stored in underground areas called aquifers. Aquifers supply wells and springs. Wells in New Jersey range from about 15 feet to 2,000 feet deep.

Surface water is the water naturally open to the atmosphere, such as rivers, lakes, streams and reservoirs. Precipitation that does not infiltrate the ground or evaporate into the sky runs off into surface water bodies.

Ground water can seep into a stream, river or other surface water body, recharging surface water bodies. Likewise, under some circumstances, surface water can seep into an adjacent aquifer.

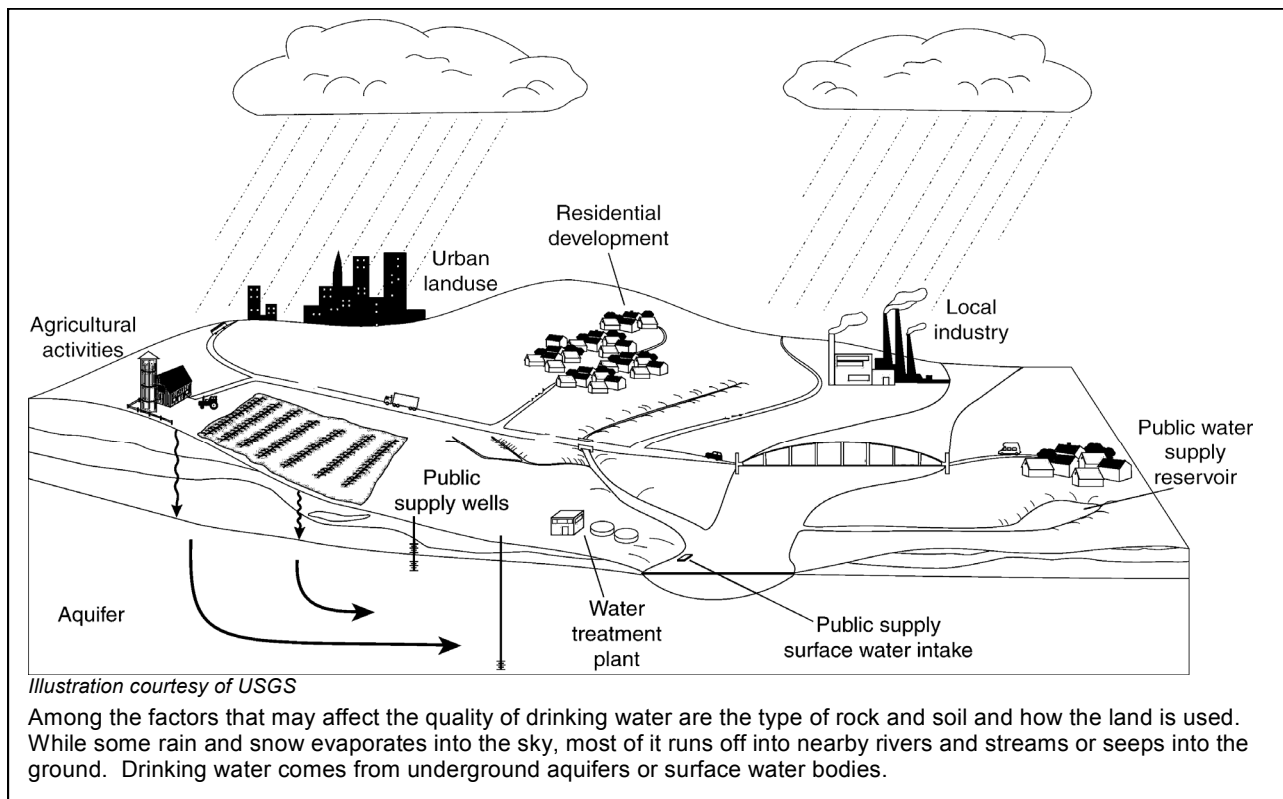
A water system obtains its water from 1) wells drilled into the ground that pump out ground water; 2) devices called surface water intakes placed on a river, stream, reservoir; or 3) both.

What factors may affect the quality of your drinking water source?

A variety of conditions and activities may affect the quality of drinking water source. These include geology (rock and soil types); depth of a well or location of a surface water intake; how the land surrounding the source is used (for industry, agriculture or development); the use of pesticides and fertilizers; and the presence of contaminated sites, leaking underground storage tanks, and landfills.

What steps are being taken now to ensure my drinking water quality?

The DEP has numerous programs in place to maintain and protect the quality of our State's water resources. For example, the Safe Drinking Water Program is designed to ensure that water delivered for human consumption meets DEP's stringent health-based drinking water standards. Additionally, DEP has permitting, waste management, and clean up programs in place to avoid and control potential contamination. Key DEP drinking water protection initiatives will be phased-in over time in Source Water Assessment areas to advance existing program protections.



What can you and others do to help?

Federal law requires each state to establish and implement a Source Water Assessment Program. While government at the state and local levels can do their part, there are actions that you and your neighbors in homes and businesses can take now to help protect our precious and shared natural resource.

Here's just a few ways you and others can help ensure clean and plentiful water for New Jersey – now and in the future. Join us today for a clean water future.

In your home or business:

- Dispose of waste properly. Some materials such as motor oil, paint, flea collars, and household cleaners have the potential to contaminate source water. Contact your local Department of Public Works for proper household hazardous waste disposal.
- Limit your use of fertilizer, pesticides, and herbicides.

Here are some actions that municipal and county officials/local and county planners can take and you can help encourage and support.

- Manage and work with owners of existing potential contaminant sources to minimize potential contamination.
- Establish regulations prohibiting or restricting certain activities or land uses within the source water assessment area. Take appropriate enforcement action when necessary.
- Update municipal master plans to ensure greater protection.
- Purchase lands or create conservation easements within the source water assessment area.

NJ Water Supply Authority - Manasquan System- PWSID # 1352005

NJ Water Supply Authority - Manasquan System is a public community water system consisting of 0 well(s), 0 wells under the influence of surface water, 2 surface water intake(s), 0 purchased ground water source(s), and 0 purchased surface water source(s).

This system's source water comes from the following aquifer(s) and/or surface water body(s) (if applicable): Manasquan Reservoir, Manasquan River

This system purchases water from the following water system(s) (if applicable):

Susceptibility Ratings for NJ Water Supply Authority - Manasquan System Sources

The table below illustrates the susceptibility ratings for the seven contaminant categories (and radon) for each source in the system. The table provides the number of wells and intakes that rated high (H), medium (M), or low (L) for each contaminant category. For susceptibility ratings of purchased water, refer to the specific water system's source water assessment report.

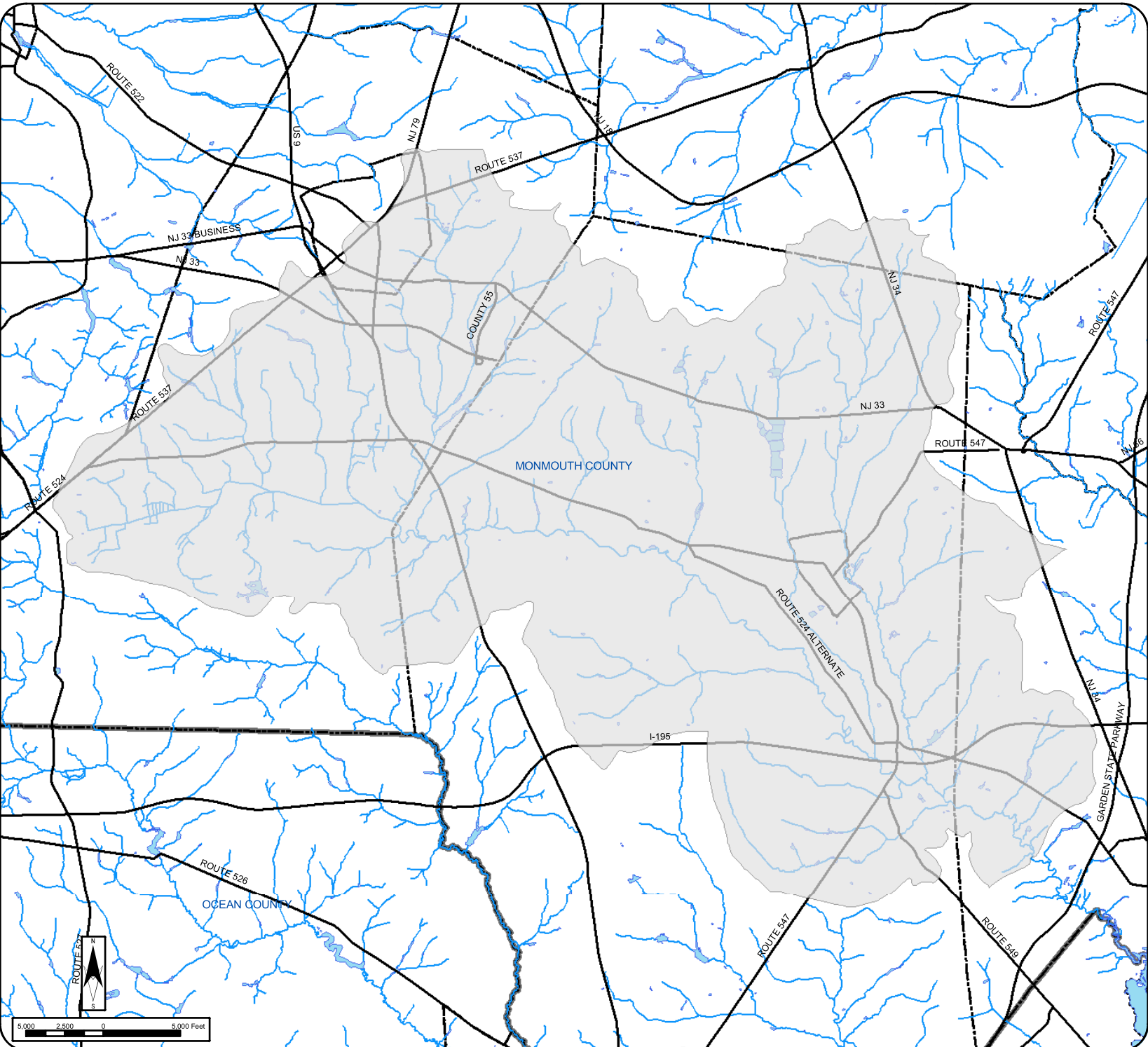
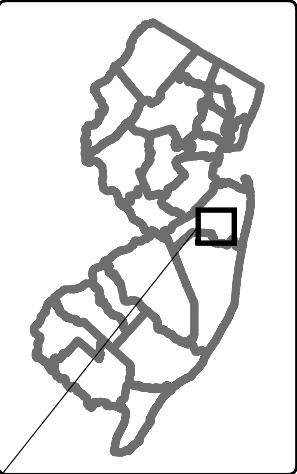
The seven contaminant categories are defined at the bottom of this page. DEP considered all surface water highly susceptible to pathogens, therefore all intakes received a high rating for the pathogen category. For the purpose of Source Water Assessment Program, radionuclides are more of a concern for ground water than surface water. As a result, surface water intakes' susceptibility to radionuclides was not determined and they all received a low rating.

If a system is rated highly susceptible for a contaminant category, it does not mean a customer is or will be consuming contaminated drinking water. The rating reflects the potential for contamination of source water, not the existence of contamination. Public water systems are required to monitor for regulated contaminants and to install treatment if any contaminants are detected at frequencies and concentrations above allowable levels. As a result of the assessments, DEP may customize (change existing) monitoring schedules based on the susceptibility ratings.

Sources	Pathogens			Nutrients			Pesticides			Volatile Organic Compounds			Inorganics			Radio-nuclides			Radon			Disinfection Byproduct Precursors					
	H	M	L	H	M	L	H	M	L	H	M	L	H	M	L	H	M	L	H	M	L	H	M	L			
Wells - 0																											
GUDI - 0																											
Surface water intakes - 2	2				2			2			2			2				2			2	2					

- **Pathogens:** Disease-causing organisms such as bacteria and viruses. Common sources are animal and human fecal wastes.
- **Nutrients:** Compounds, minerals and elements that aid growth, that are both naturally occurring and man-made. Examples include nitrogen and phosphorus.
- **Volatile Organic Compounds:** Man-made chemicals used as solvents, degreasers, and gasoline components. Examples include benzene, methyl tertiary butyl ether (MTBE), and vinyl chloride.
- **Pesticides:** Man-made chemicals used to control pests, weeds and fungus. Common sources include land application and manufacturing centers of pesticides. Examples include herbicides such as atrazine, and insecticides such as chlordane.
- **Inorganics:** Mineral-based compounds that are both naturally occurring and man-made. Examples include arsenic, asbestos, copper, lead, and nitrate.
- **Radionuclides:** Radioactive substances that are both naturally occurring and man-made. Examples include radium and uranium.
- **Radon:** Colorless, odorless, cancer-causing gas that occurs naturally in the environment. For more information go to <http://www.nj.gov/dep/rpp/radon/index.htm> or call (800) 648-0394.
- **Disinfection Byproduct Precursors:** A common source is naturally occurring organic matter in surface water. Disinfection byproducts are formed when the disinfectants (usually chlorine) used to kill pathogens react with dissolved organic material (for example leaves) present in surface water.

**NJ Water
Supply Authority -
Manasquan System
Source Water
Assessment Areas**



Legend

- Source Water Areas
- Water Bodies
- Streams
- NJDOT Major Roads
- Municipalities
- Counties

To obtain your water system Source Water Assessment Report, Potential Contaminant Source Inventory, and additional information please go to www.state.nj.us/dep/swap or call (609) 292-5550. August, 2004

